

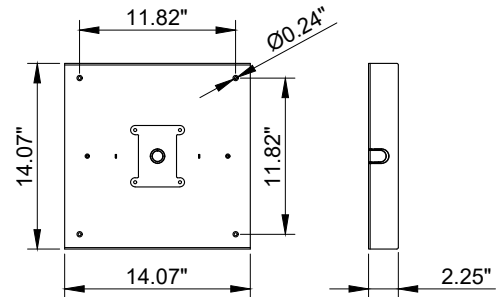
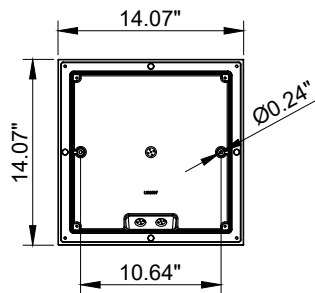
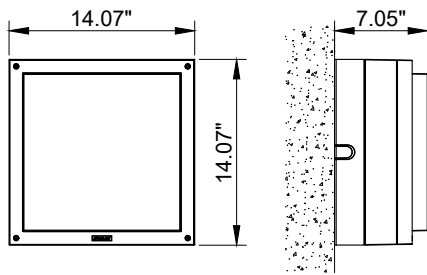
INSTALLATION AND SERVICE MANUAL

LIGMAN
LIGHTING USA

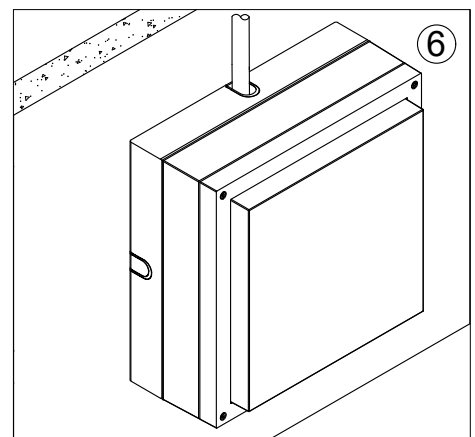
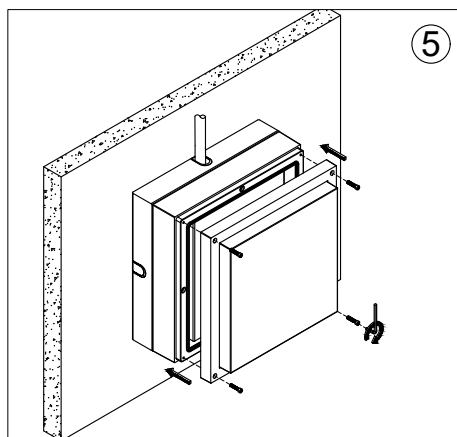
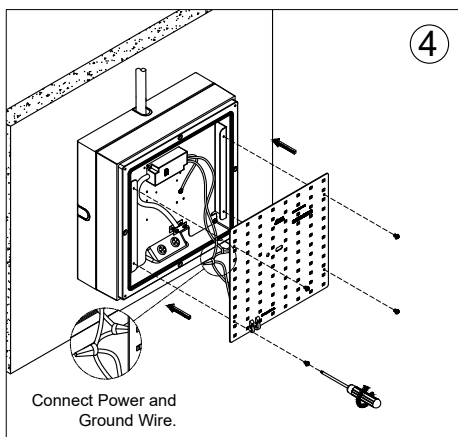
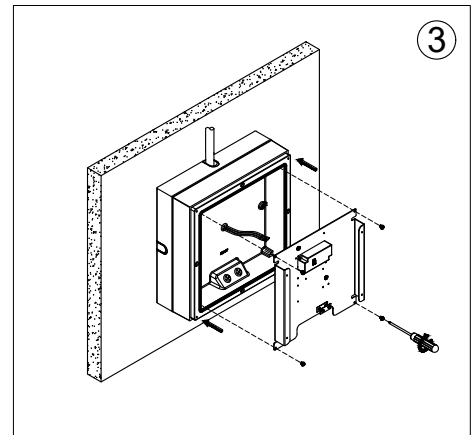
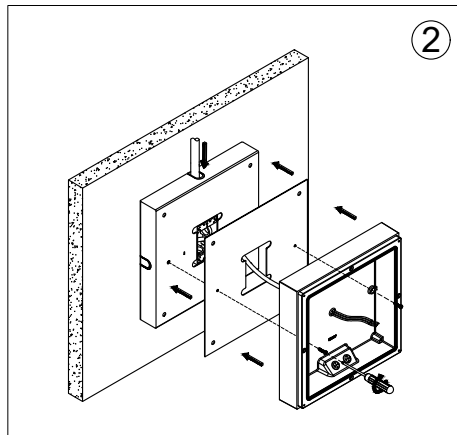
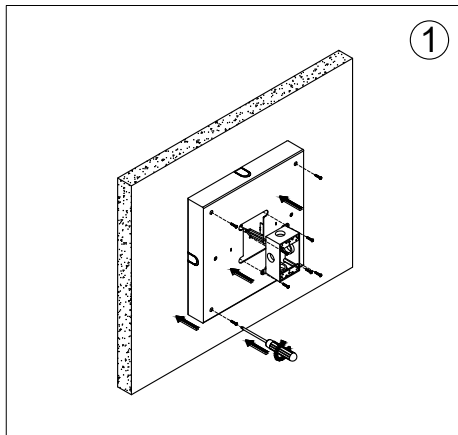
For Installation of Large Paletta Surface 3 LED Mounmted Luminaires With Surface Conduit Box Trim.
Model. UPA-31941. (SCBT)

Product drawing (dimensions)

SUITABLE FOR WET LOCATIONS



MOUNTING DETAIL
SURFACE CONDUIT
DECORATIVE TRIM ASSEMBLY



Notice to installer :

- 1.WIRING INSTRUCTIONS** Warning : RISK OF FIRE AND ELECTRICAL SHOCK. : FIXTURE MUST BE INSTALLED BY A QUALIFIED ELECTRICIAN ONLY>FIXTURE IS INTENDED FOR INSTALLATION IN ACCORDANCE WITH THE NATIONAL ELECTRICAL CODE, LOCAL AND FEDERAL CODE SPECIFICATIONS. DISCONNECT POWER BEFORE SERVICING.
- 2.This fixture has a VOLTAGE SPECIFIC BALLAST,Check that the supply voltage is the same as the installed ballast voltage.**

Ligman Lighting USA

7144 NE Progress Court, Hillsboro
Oregon, 97124, USA
Tel : 503 645 0500 | Fax : 503 645 8100

www.ligmanlightingusa.com

UPA-31941-SCBT 22/05/2024 REV.0
1/1

FM-TS-13-1/13-05-2563/Rev.6